

# Search & AI-Driven Analytics

The Next-Generation Analytics Platform for the Enterprise




ThoughtSpot is the next generation analytics platform that makes analytics accessible for every business person through the power of search & AI. It's simple, smart, and delivers speed at scale, enabling business people to use an easy, natural search experience to analyze company data in seconds and get trusted AI-driven automated insights in a single click.



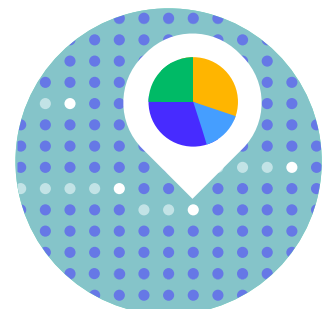
## Simple

Designed for true self-service for everyone



## Smart

Answers both known and unknown questions



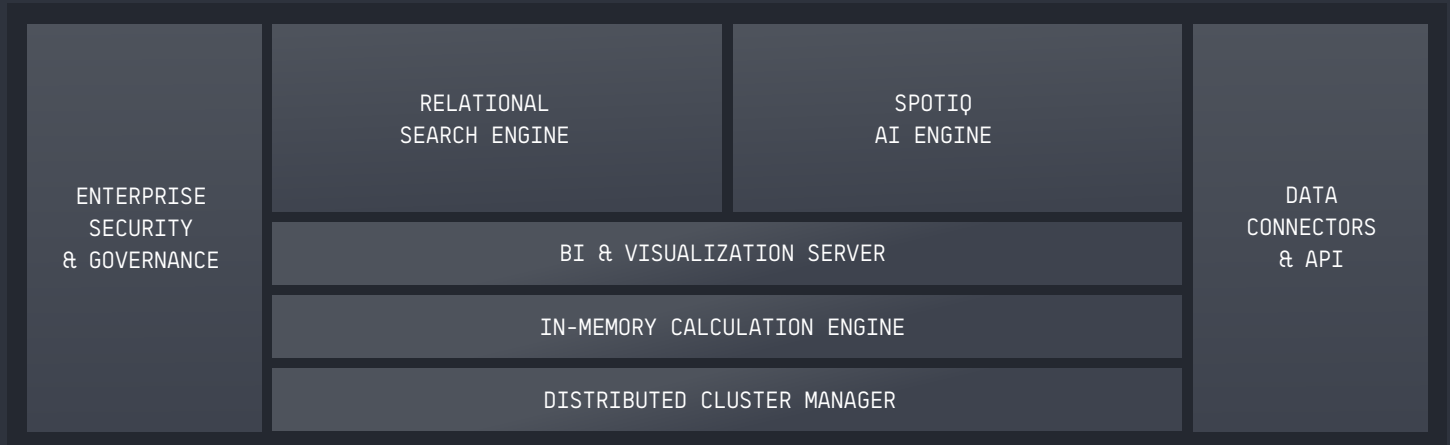
## Fast

Lightning fast answers on 10s of billions of rows

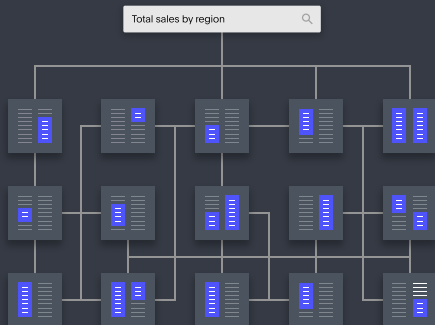


# Product Architecture

ThoughtSpot's new breed of in-memory analytics architecture is built from the ground up for speed at scale on billions of rows of data across multiple sources - all while delivering sub-second performance and enterprise governance. With built-in capabilities to handle complex data schemas at scale, there's no need for pre-built cubes, pre-aggregations, or SQL query tuning, saving BI teams months of data modeling and performance optimizations.



# Product Features



## Relational Search

A guided, intelligent, search experience that lets anyone analyze data in seconds.

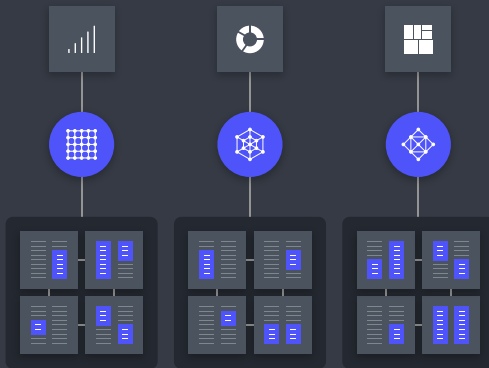
- Automatic Search Index** Instantly indexes your data and schema on cache for fast and easy end user search
- Guided Suggestions** Relevant search suggestions as you type, based on your data, metadata and usage behavior - all presented in real time
- DataRank** Machine learning ranking algorithm leveraging collective intelligence from prior usage, security rules, and characteristics of your data and metadata
- Synonyms** Real-time keyword validation for customizable synonyms, homonyms, and misspelled words for enterprise-wide usability
- Advanced Keywords** Use search to incorporate formulas, advanced analysis, nested queries, complex joins and multiple join paths
- Search Inspector** Explains how your search terms were transformed into executable SQL



## SearchIQ Conversational Analytics

Conversational analytics for a voice-driven world.

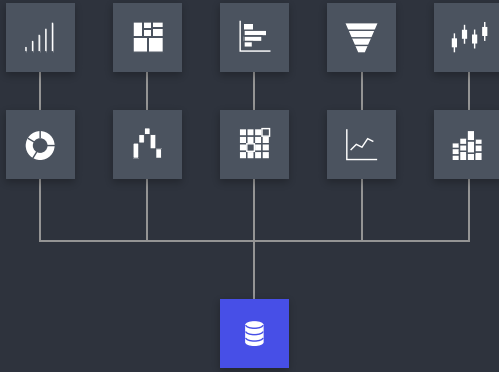
<b>Natural Language Search</b>	Easily converse with your data using casual, everyday language and get precise answers to your questions in an instant
<b>Voice-to-Text</b>	Voice-driven technology that makes search more engaging for end users
<b>Teach Your Lexicon</b>	View how search terms are mapped and define your own vocabulary to fine tune your query
<b>Collective Intelligence</b>	Search gets better with use through crowd-sourced implicit and explicit user feedback



## SpotIQ Automated Insights

Get trusted, automated insights from billions of data points in a single click.

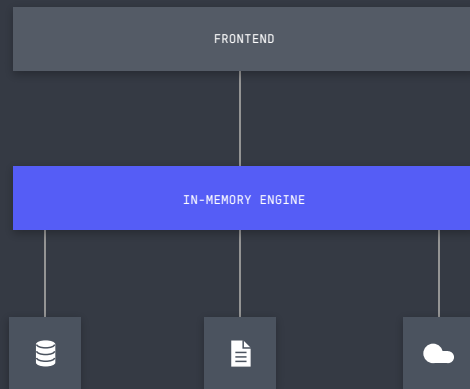
<b>Sophisticated Algorithms</b>	Auto-detect anomalies and outliers. Discover trends on noisy data. Identify relationships between measures that you didn't know about
<b>Pervasive Instant Insights</b>	Uncover deeper answers with "Did you know?" insights on your Smart Home Page and Instant Insights on answers and pinboards
<b>Comparative Analysis</b>	Easily select multiple points and calculate significant differences in the data
<b>Natural Language Narratives</b>	Insights are described in a way you understand so you can make faster, better informed decisions
<b>AI Inspector</b>	Explains how your insights were generated based on search queries, drill downs, and applied computations
<b>Custom Analysis</b>	Include or exclude attributes or tweak the parameters of each algorithm with ease
<b>Human Feedback Loop</b>	Built-in machine-learning algorithm finds related data that gets better with use. Enhance insights with explicit thumbs up/down feedback.
<b>Scheduled Analysis</b>	Subscribe to interesting insights or schedule insights to be delivered to you when you need them
<b>Custom R-integration</b>	Streamline BI and advanced analytics workflows to bring data science closer to business outcomes



## BI & Visualization Server

Automatically generates queries and best-fit charts.

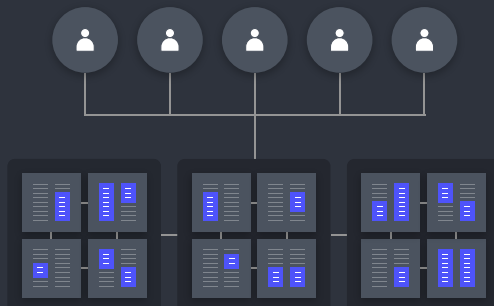
<b>Smart Query Generation</b>	Translates search terms into an optimized query plan that returns 100% accurate answers
<b>Query Visualizer</b>	Visual representation of the query, including data lineage, run-time joins, and the underlying calculations performed
<b>On-the-fly calculations</b>	Calculates every answer in real time as you type with real time aggregations on your transactional data
<b>Data Worksheets</b>	Reusable logical data models that combine various physical data sets into a single logical entity
<b>Best Fit Visualizations</b>	Intelligently chooses from dozens of visualizations as you type and presents them in real time based on characteristics of the data
<b>Dynamic Pinboards</b>	A drag-and-drop story building experience to help you organize insights on live dynamic dashboards
<b>Drill Anywhere</b>	Ad-hoc drill down and across any dimension without the need for a hierarchy or pre-defined drill path
<b>Alerts &amp; Notifications</b>	Alerts and scheduled reports notifications so you'll never miss the latest analysis



## Falcon In-memory Calculation Engine

Crunch billions of rows of data in milliseconds.

<b>Massively Parallel Processing (MPP)</b>	Automatic parallelization of queries on a columnar data cache returns results across billions of records in seconds
<b>JIT-compiled Queries</b>	Dynamic machine code generation and compilation speeds query execution and processing for instant answers
<b>Results Cache Optimizer</b>	Built-in search results cache ensures high concurrency and fast performance on common queries
<b>Data Sharding &amp; Replication</b>	Intelligent organization of data based on schema and table size for fast large scale joins



## Distributed Cluster Manager

Monitor, manage, and scale-out with ease

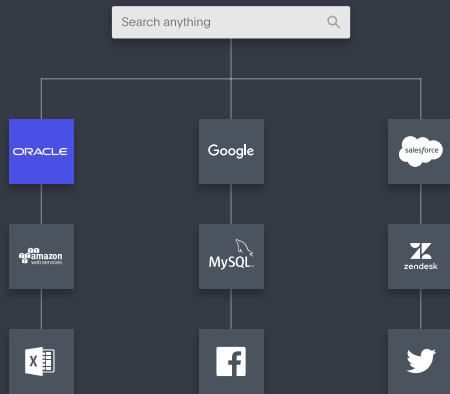
<b>Web-Scale Architecture</b>	Optimized workload distribution across a multi-node cluster designed to scale out infinitely to support 100s of TBs of data
<b>Dynamic Fault Tolerance</b>	Built-in data replication, redundancy, automatic node failover, and automatic backups ensure system availability in the event of a failure
<b>System Utilization and Performance Monitoring</b>	Out-of-the-box administration dashboards provide complete visibility into system health along with real-time alerts



## Enterprise Security & Governance

Secured, trusted, and governed access for the world's largest companies

<b>LDAP &amp; SAML Integration</b>	Native support for directory services and easy integration with existing enterprise SSO solutions
<b>Fine-grained Access Control</b>	Access to data, answers, and Pinboards are restricted by granular user and group privileges
<b>Object, Row &amp; Column-level Security</b>	Restrict data access down to the row and cell level based on customizable permissions
<b>Data Lineage &amp; Auditability</b>	Built-in usage analytics provides full auditability of data access, pinboard usage, and more





## Data Connectors & APIs

Easily bring data from any source into ThoughtSpot.

<b>Connect Any Data</b>	Bring any data into ThoughtSpot using industry standard ODBC/JDBC interfaces
<b>Flat File Upload</b>	Drag and drop Excel spreadsheets, CSVs, or any other delimited file
<b>Fast Parallel Loader</b>	Load large data sets in bulk at speeds up to 1TB/hour
<b>REST-based API</b>	Enable developers to freely customize their own visualizations powered by ThoughtSpot's Relational Search Engine

## Deployment Options

Flexibly deploy in the cloud or on-premises



Smarter insights at the speed of thought.

[Request a Demo](#)