

The Future of Search



Vishal Kasera

Director of Product Management
ThoughtSpot



Ashish Shubham

Senior Staff Software Engineer
ThoughtSpot

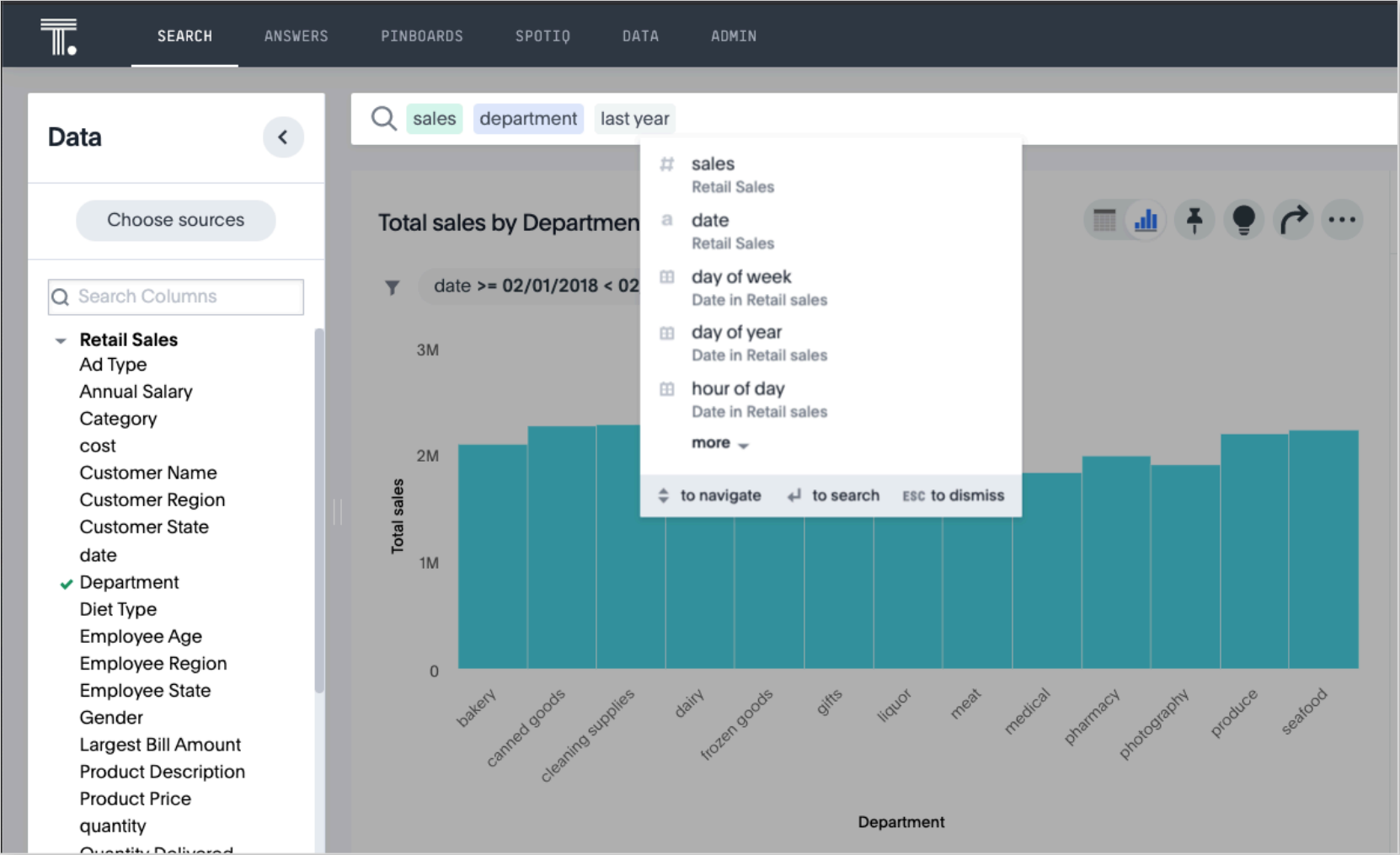
Anyone can engage with data



Session Roadmap

- Search
- Answer Explorer
- Universal Search
- Samantha Englander (OpenTable)
- Lorena Lentz (PNC)
- Q&A

Search



Search Demo


All Search is not created Equal



Speed



Scale



Smarts



Complexity



Security



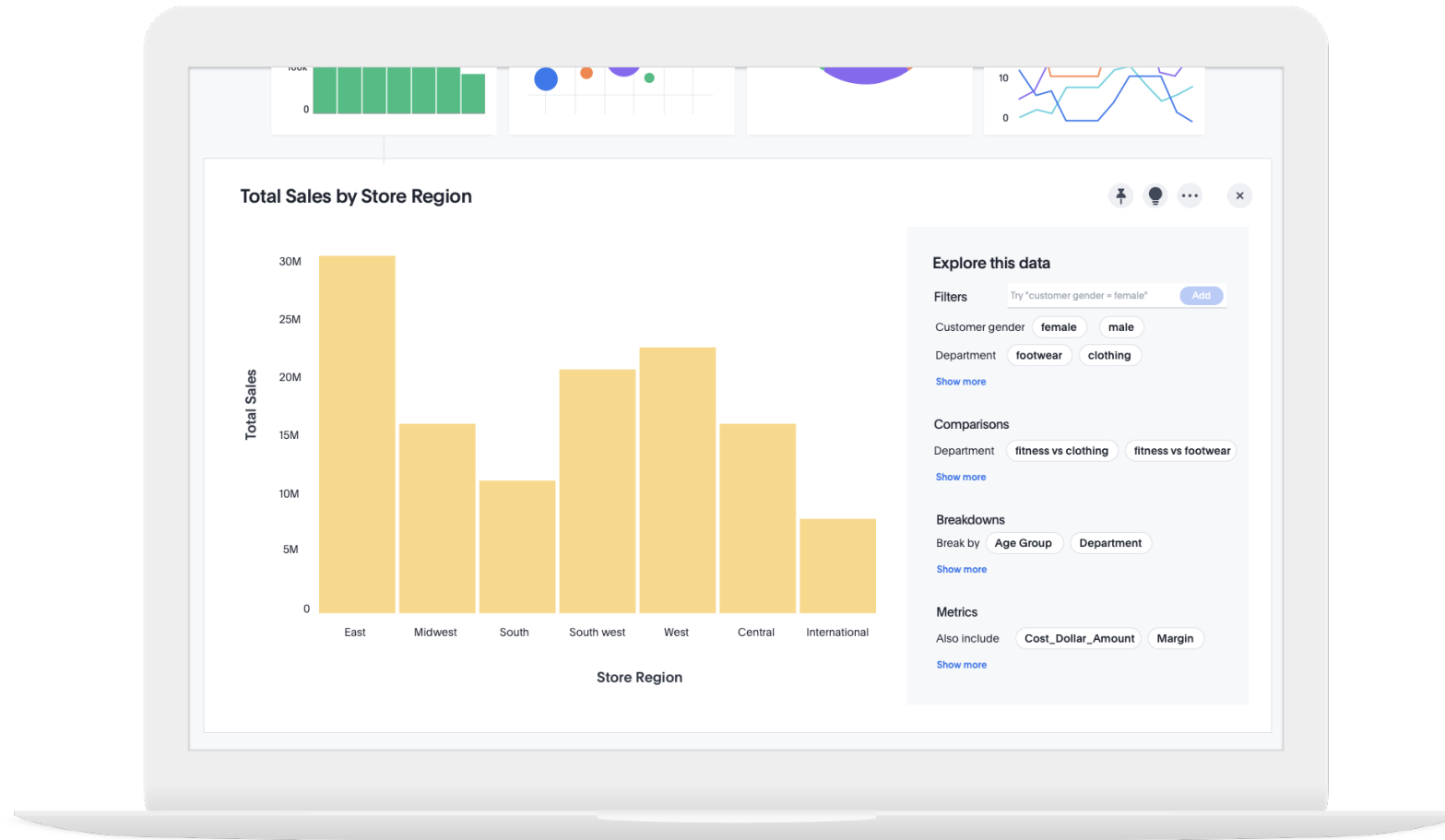
Architecture



BEYOND.2019

Answer Explorer

AI-guided data exploration in pinboards with a single click



Answer Explorer Demo

Answer Explorer Technology

Collaborative Filtering

Customers who viewed this item also viewed

21 Lessons for the 21st Century
Yuval Noah Harari
★★★★☆ 544
Audible Audiobook
1 Credit

Guns, Germs, and Steel: The Fate of Human Societies
Jared Diamond
★★★★☆ 2,561
#1 Best Seller in Human Geography
Audible Audiobook
1 Credit

Homo Deus: A Brief History of Tomorrow
Yuval Noah Harari
★★★★☆ 1,548
Audible Audiobook
1 Credit

A People's History of the United States
Howard Zinn
★★★★☆ 844
Audible Audiobook
1 Credit

Einstein: His Life and Universe
Walter Isaacson
★★★★☆ 1,094
Audible Audiobook
1 Credit

Personalization

Recommended for you, Vishal

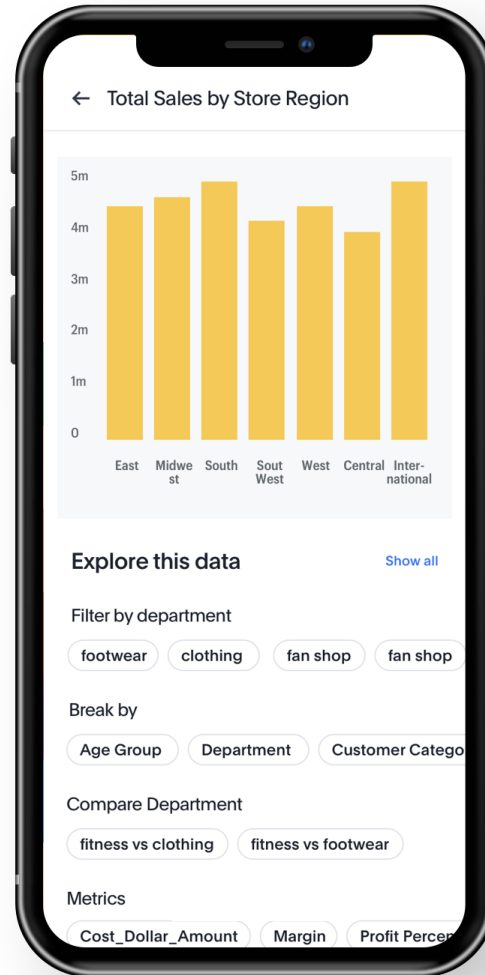
Buy it again in Office Products
9 ITEMS

Buy it again in Health and Personal Care
5 ITEMS

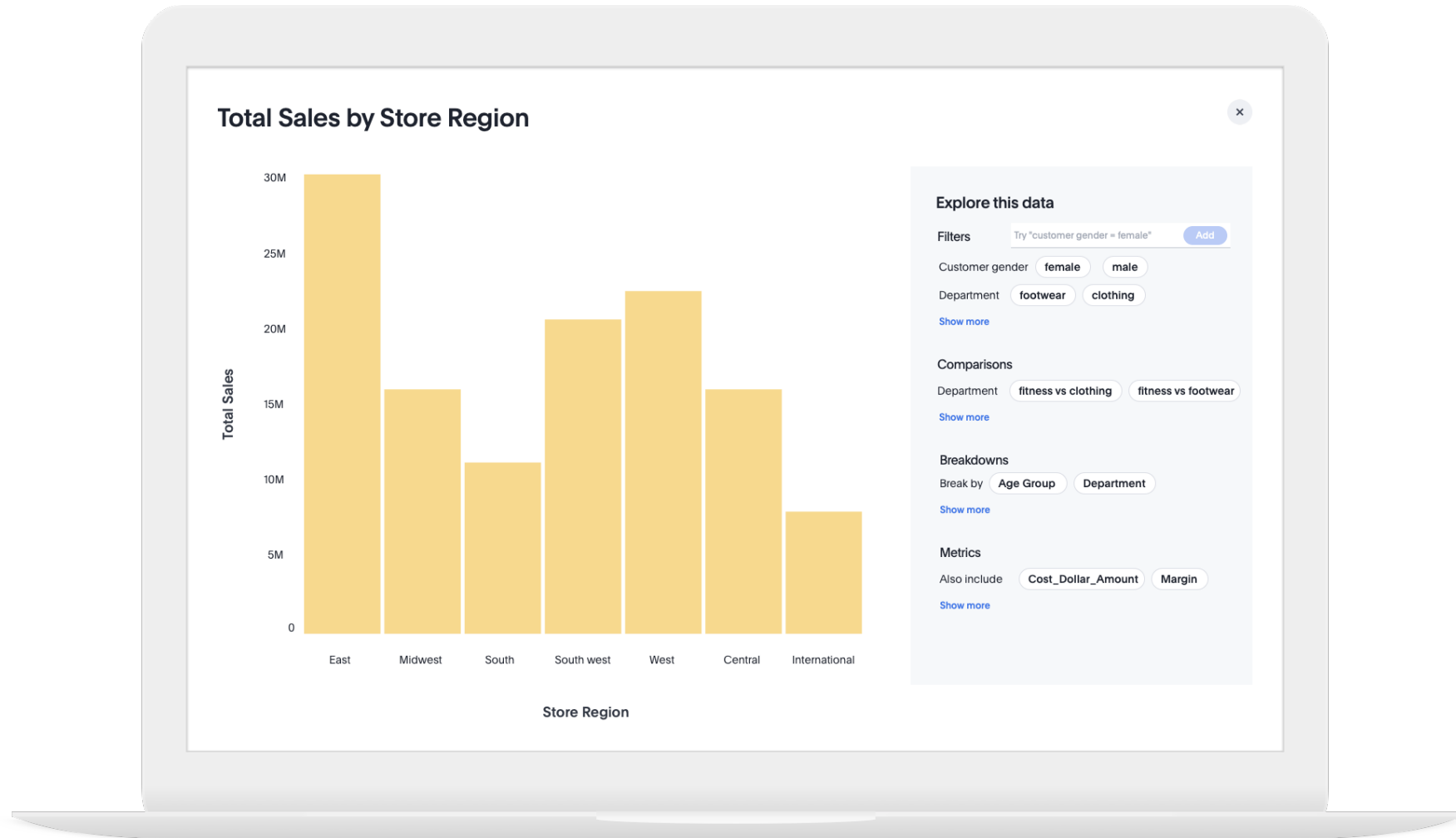
Buy it again in other categories
7 ITEMS

New Releases
50 ITEMS

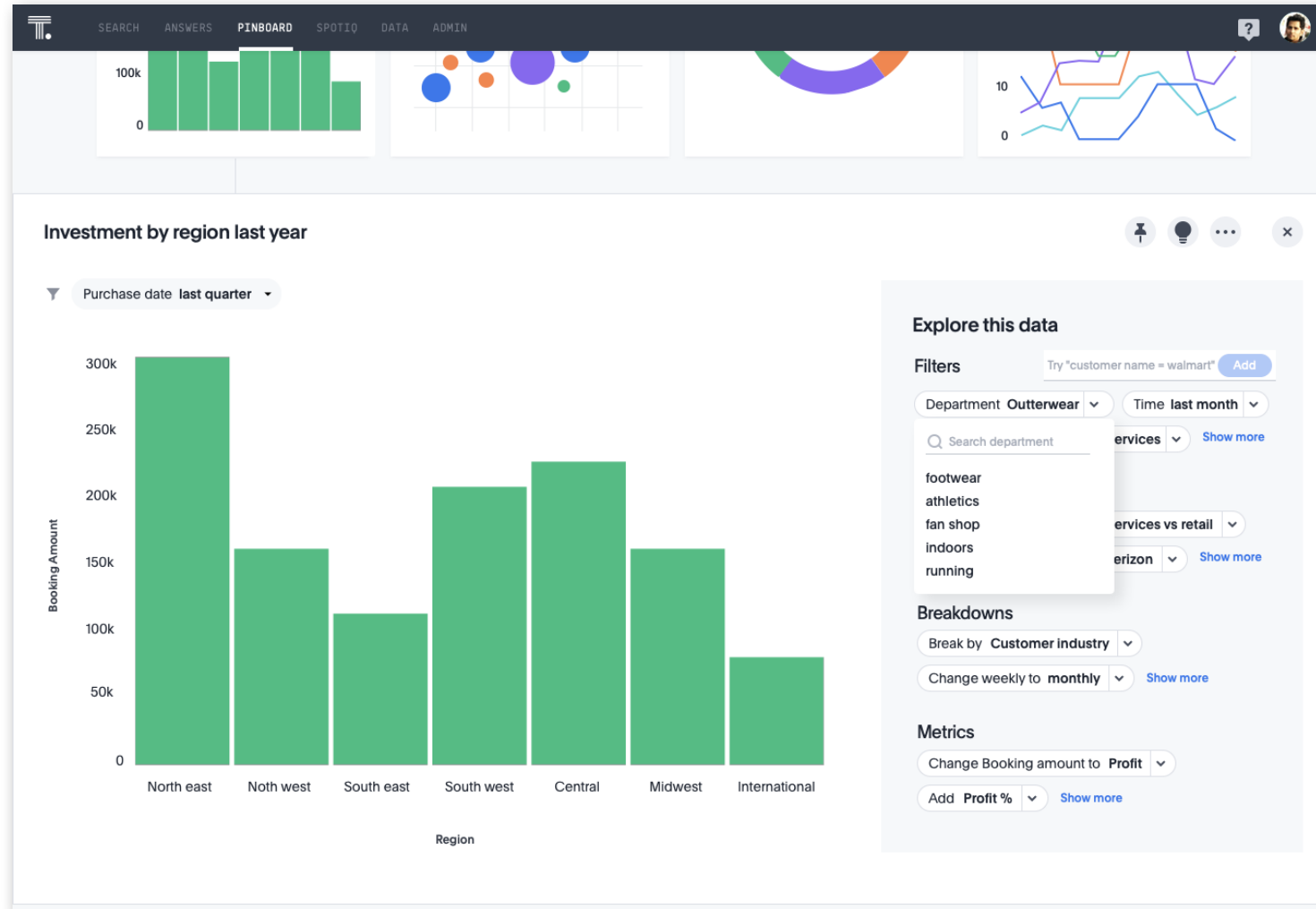
Answer Explorer on mobile (2020)



Answer Explorer in presentation mode (2020)



Answer Explorer with manual controls (2020)

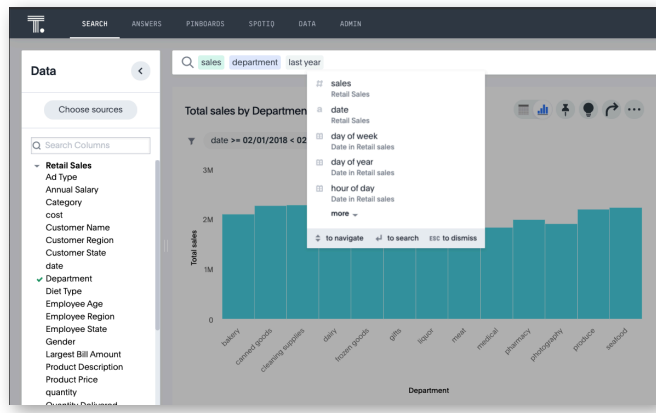


Universal Search

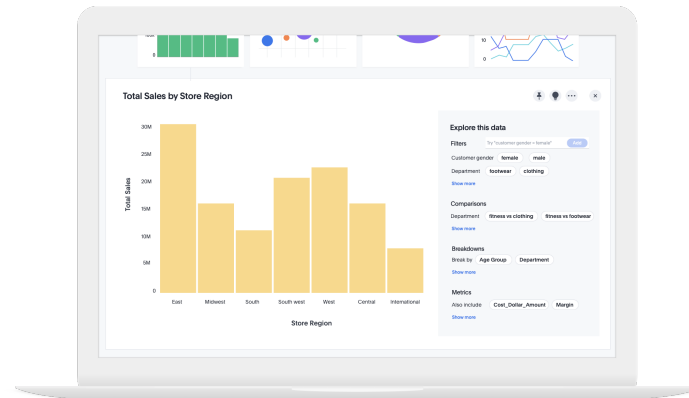


Universal Search Demo

Anyone can engage with data



Search




Answer Explorer



Universal Search

Q & A



Samantha Englander

Restaurant Services Manager



Lorena Lentz

Director, VP
Asset & Liability Management

Delicious Data: Making Numbers Digestible for Chefs and Restaurateurs

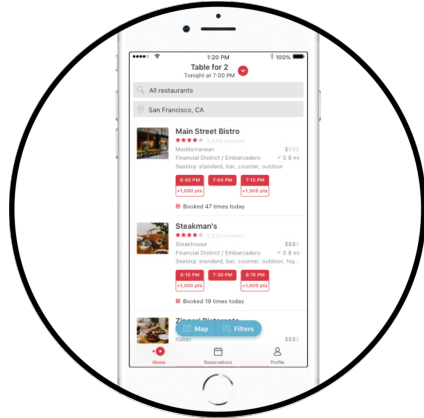


Samantha Englander

Restaurant Services Manager

OpenTable

Background: What does OpenTable do?



Consumer Product

Diners use OpenTable app, website, or 3rd-party API to book a reservation:
“Where can four of us go tonight at 6pm for Mexican food?”



Restaurant Product

Restaurants organize their reservations for a shift, plan where to seat each party, and set up parameters for taking reservations

OpenTable's Products

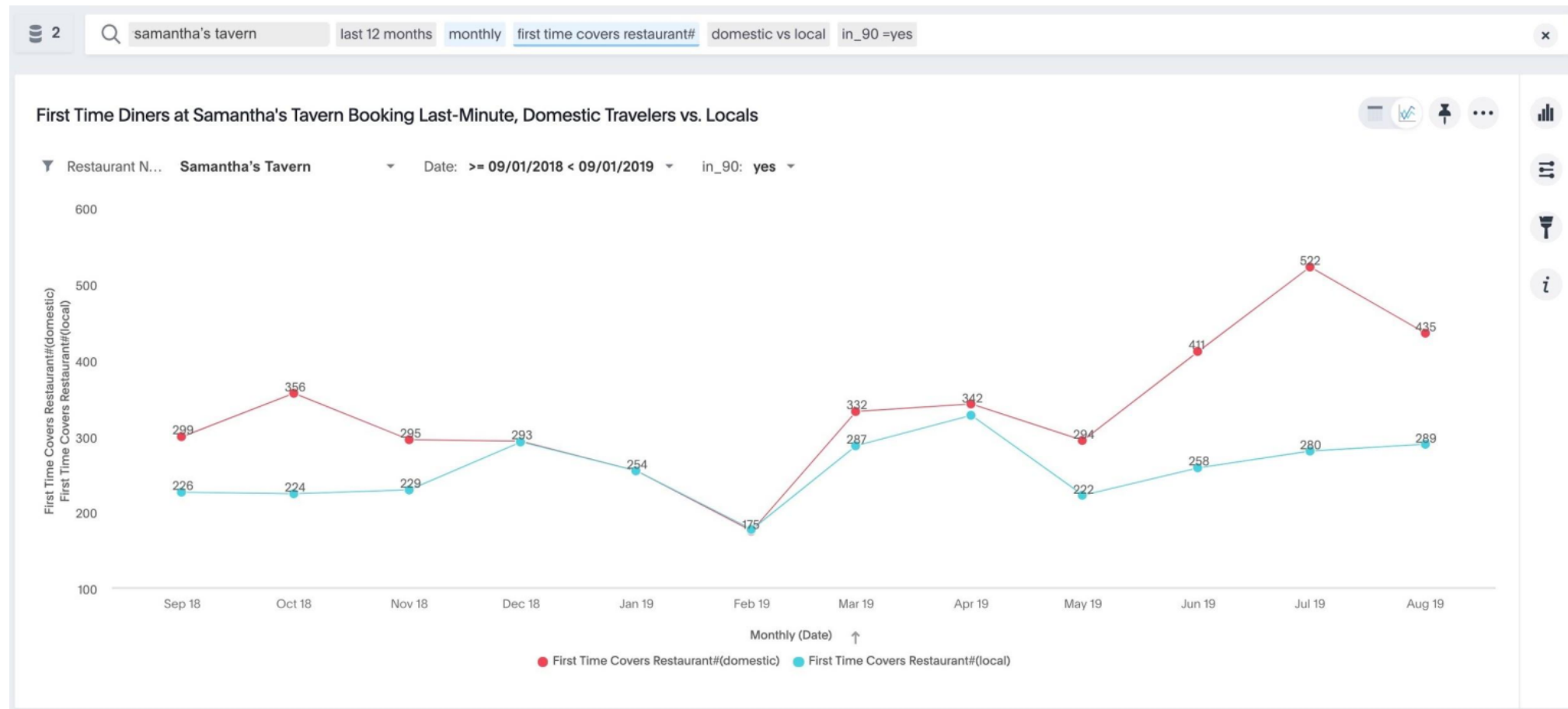
When restaurants sign up with OpenTable, they get:

1. Our GuestCenter platform: Flagship product used for operations. See reservations, plot them out, view from anywhere, pull reports, configure availability settings.
 - Flat monthly rate + cost per seated online cover
2. Marketing: Get more diners by being on the OpenTable App and appearing in those “Where can we get Mexican food?” searches.
 - Small acquisition fee per each diner, depending on the product



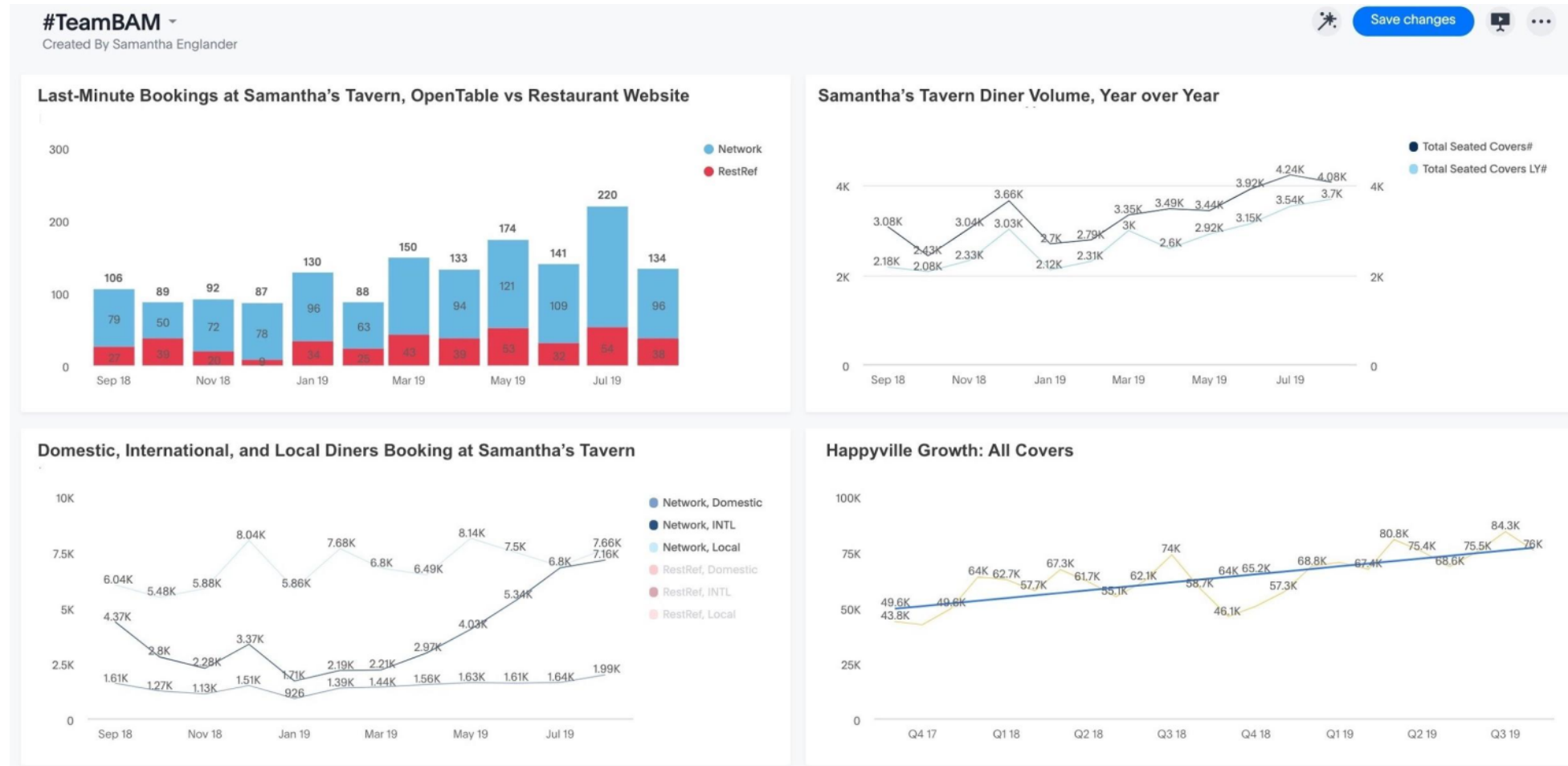
A Quick & Dynamic ROI on the Fly

FAST & FLEXIBLE CUSTOM QUERIES



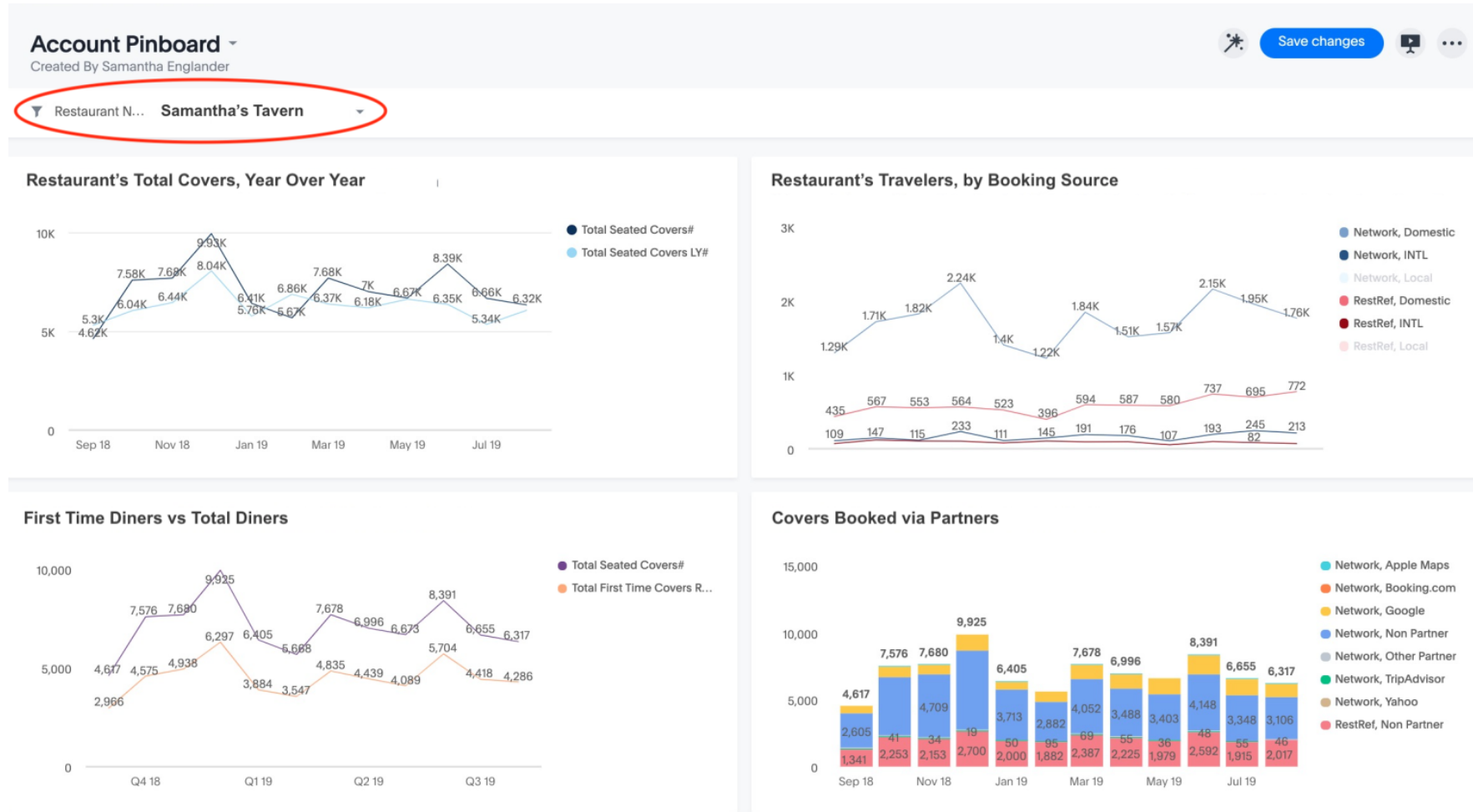
ThoughtSpot for the Layman

COLLABORATIVE PINBOARDS



Pinboards as a One-Stop Shop

PINBOARD-LEVEL FILTERING



**“In God We Trust. All
others must bring data.”**

W. Edwards Deming*

*Probably.

BEYOND.2019
DATA ANALYTICS CONFERENCE

Thank You

Actionable Insight Through Search Driven Analytics



Lorena Lentz

Director

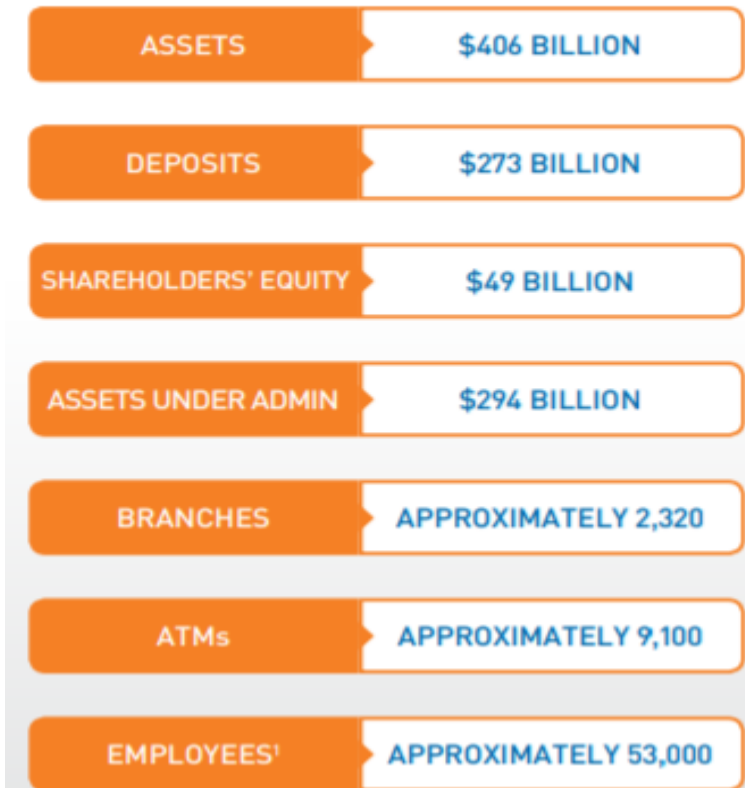
Asset and Liability Management, PNC

PNC Corporate Profile



- The PNC Financial Services Group, Inc. (NYSE: PNC) is one of the largest diversified financial services institutions in the United States with assets of \$406 billion as of June 30, 2019.
- Headquartered in Pittsburgh, PA, PNC is engaged in retail banking, including residential mortgage, corporate and institutional banking, and asset management, providing many of its products and services nationally with a retail branch network located in markets across the Mid-Atlantic, Midwest and Southeast; and strategic international offices in four countries outside the U.S

PNC Highlights



Bio

- Banking professional for 10 years with main focus in Asset and Liability Management/ Treasury.
- Responsible for the reporting and analytics implementation for Current Expected Credit Losses (CECL).

The changes required by CECL call for a much deeper level analysis and reporting than what has previously been done at institutions to estimate allowance for credit losses.

These changes are significant in terms of how institutions will need to build their analytic platforms and share information between various business areas.

Fast insights into the results

T
SEARCH
ANSWERS
PINBOARDS
SPOTIQ
DATA

Data <

Choose Sources

Q Search Columns

▶ CECL Analysis

Q month end date key detailed scenario planning quarter modeled upb

|
|
|
|
|

Total Modeled UPB by Month End Date Key, Scenario, Planning Quarter

Month End Date Key	Scenario	Planning Quarter	Total Modeled UPB
02/28/2019	final	pq000	228,635,769,630.08
02/28/2019	final	pq001	215,939,708,534.52
02/28/2019	final	pq002	203,166,725,310.70
02/28/2019	final	pq003	189,897,604,941.86
02/28/2019	final	pq004	176,634,104,519.28
02/28/2019	final	pq005	164,064,958,249.35
02/28/2019	final	pq006	154,100,988,976.57
02/28/2019	final	pq007	144,822,893,520.74

195 rows total

02/28/2019 - 08/31/2019

Month End Date Key

5

Scenario
Unique Count

13

Planning Quarter
Unique Count

30.9T

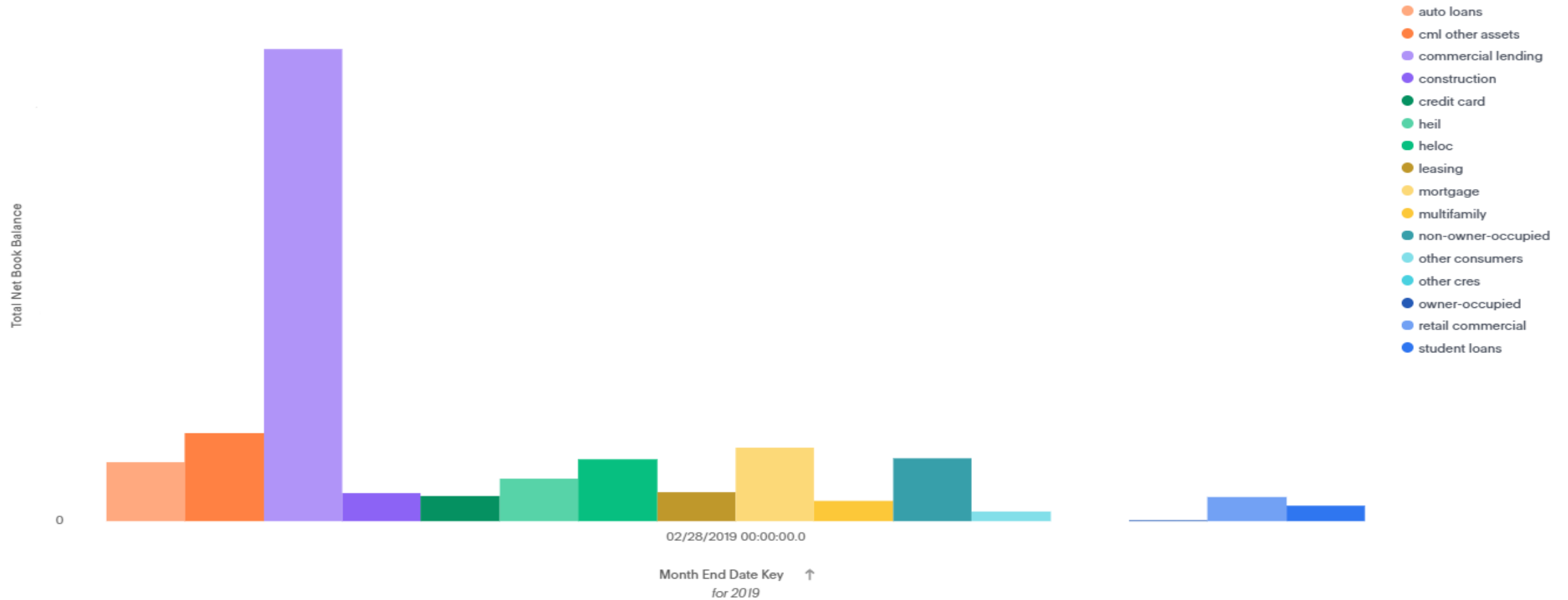
Modeled UPB
Total

Visualizing search outputs

Total Net Book Balance by Month End Date Key and Product Level 3



Month End D... >= 02/28/2019 < 03/01/2019



Expand the data model by using formulas

Final Reserve Rate

f_x Formula assistant


```
safe_divide ( sum(final reserve) , sum (adjusted net book balance ) )
```

✔ Good to go!

Collaborate with team members by sharing searches for immediate review

Share

Who has access to answer "Retail Commercial Modeled UPB vs ..."

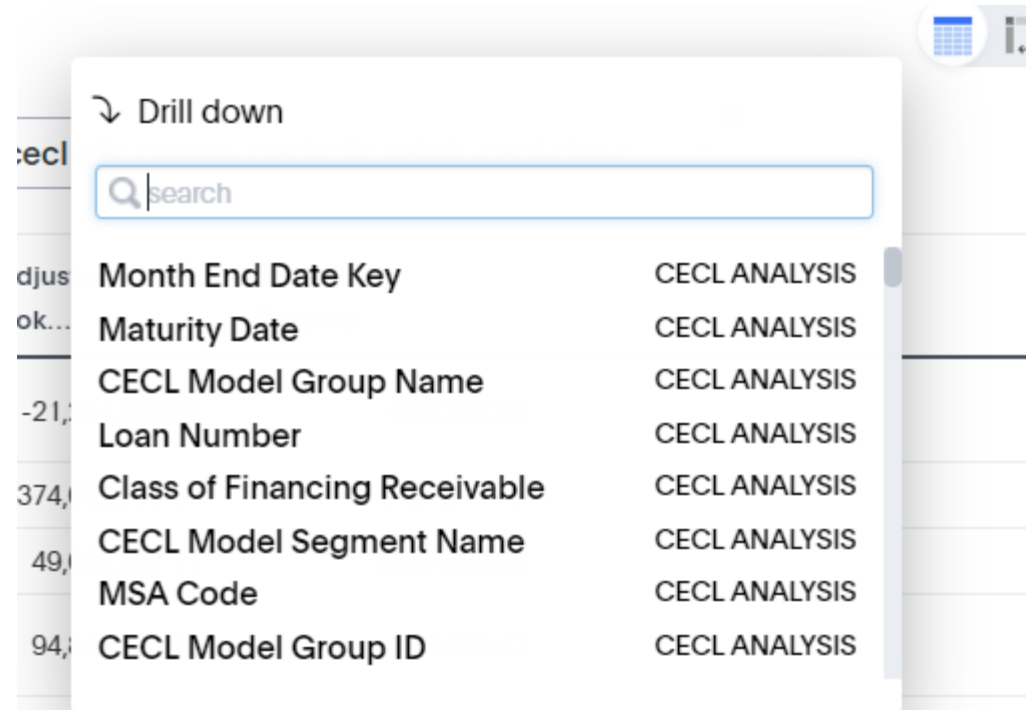
 lorenna.vangjeli@pnc.com
lorena.vangieli Can Edit x

+
 Can View

CANCEL ADD

Encourages team reviews and collaborative insight on data anomalies

Interact with live data and drill through outputs on the fly




The screenshot shows a 'Drill down' menu with a search bar and a list of data fields. The search bar contains the text 'search'. The list includes the following items:

Field Name	Value
Month End Date Key	CECL ANALYSIS
Maturity Date	CECL ANALYSIS
CECL Model Group Name	CECL ANALYSIS
Loan Number	CECL ANALYSIS
Class of Financing Receivable	CECL ANALYSIS
CECL Model Segment Name	CECL ANALYSIS
MSA Code	CECL ANALYSIS
CECL Model Group ID	CECL ANALYSIS

BEYOND.2019
DATA ANALYTICS CONFERENCE

Thank You



BEYOND.2019
DATA ANALYTICS CONFERENCE

Thank You